



8

SOME ASPECTS OF INDO-ISLAMIC ARCHITECTURE

IN the seventh and eighth centuries CE, Islam spread towards Spain and India. Islam came to India, particularly, with Muslim merchants, traders, holy men and conquerors over a passage of six hundred years. Although by the eighth century CE, Muslims had begun to construct in Sind, Gujarat, etc., it was only in the early thirteenth century that large-scale building activity was begun by the Turkish State, established after the Turkish conquest of northern India.

By the twelfth century India was already familiar with monumental constructions in grandiose settings. Certain techniques and embellishments were prevalent and popular, such as trabeation, brackets, and multiple pillars to support a flat roof or a small shallow dome. While arches were shaped in wood and stone, these were unable to bear the weight of the top structure. Now, however, the archuate form of construction was introduced gradually in which arches could support the weight of the domes. Such arches needed to be constructed with *vousoirs* (series of interlocking blocks) and fitted with keystones. The domes, resting on pendentives and squinches enabled spanning of large spaces leaving the interiors free of pillars.

A noteworthy aspect of these migrations and conquests was that Muslims absorbed many features of local cultures and traditions and combined them with their own architectural practices. Thus, in the field of architecture, a mix of many structural techniques, stylised shapes, and surface decorations came about through constant interventions of acceptance, rejection or modification of architectural elements. These architectural entities or categories showcasing multiple styles are known as Indo-Saracenic or Indo-Islamic architecture.

According to E. B. Havell, Hindus conceived manifestations of god everywhere in multiple forms as part of their religious faith whereas a Muslim thought of only one with Muhammad as His Prophet. Hence, Hindus adorned all surfaces with sculptures and paintings. Muslims forbidden to replicate living forms on any surface, developed their religious art and architecture consisting of the arts of arabesque, geometrical patterns and calligraphy on plaster and stone.

Qutub Minar, Delhi



TYOLOGIES OF STRUCTURES

Keeping in mind religious and secular necessities, architectural building like mosques for daily prayers, the Jama Masjids, tombs, *dargahs*, *minars*, *hammams*, formally laid out gardens, madrasas, *sarais* or caravansarais, *Kos minars*, etc., were constructed over a period of time. These were thus additions in the existing types of buildings in the sub-continent.

Architectural edifices in the Indian sub-continent, as elsewhere in the world, were constructed by wealthy people. They were, in descending order, rulers and nobles and their families, merchants, merchant guilds, rural elite and devotees of a cult. In spite of the obvious Saracenic, Persian and Turkish influences, Indo-Islamic structures were heavily influenced by prevailing sensibilities of Indian architectural and decorative forms. A lot depended on the availability of materials, limitations of resources and skills and the sense of aesthetics of the patrons. Although religion and religiosity were very important to people of medieval India, as elsewhere, they borrowed architectural elements liberally.

CATEGORIES OF STYLES

The study of Indo-Islamic architecture is conventionally categorised into the Imperial Style (Delhi Sultanate), the Provincial Style (Mandu, Gujarat, Bengal, and Jaunpur), the Mughal Style (Delhi, Agra, and Lahore) and the Deccani Style (Bijapur, Golconda). These categories help in understanding better the specificities of architectural styles rather than putting them in immutable slots.




*Intricate jali work,
Amer Fort, Jaipur*

ARCHITECTURAL INFLUENCES

Amongst provincial styles, the architecture of Bengal and Jaunpur is regarded as distinct. Gujarat was said to have a markedly regional character for patrons borrowed elements from regional temple traditions such as *toranas*, lintels in *mihirabs*, carvings of bell and chain motifs, and carved panels depicting trees, for tombs, mosques and *dargahs*. The fifteenth century white marble *dargah* of Shaikh Ahmad Khattu of Sarkhej is a good example of provincial style and it heavily influenced the form and decoration of Mughal tombs.

DECORATIVE FORMS

These forms included designing on plaster through incision or stucco. The designs were either left plain or covered with colours. Motifs were also painted on or carved in stone. These motifs included varieties of flowers, both from the sub-continent and places outside, particularly Iran. The lotus bud fringe was used to great advantage in the inner curves of the arches. Walls were also decorated with cypress, *chinar* and other trees as also with flower vases. Many complex designs of flower motifs decorating the ceilings were also to be found on textiles and carpets. In the fourteenth, fifteenth and sixteenth centuries tiles were also used to surface the walls and the domes. Popular colours were blue, turquoise, green and yellow. Subsequently the techniques of tessellation (mosaic designs) and *pietra dura* were made use of for surface decoration particularly in the dado panels of the walls. At times *lapis lazuli* was used in the interior walls or on canopies. Other decorations included arabesque, calligraphy and high and low relief carving and a profuse use of *jalis*. The high relief carving has a three-dimensional look. The arches were plain and squat and sometimes high and pointed. From the sixteenth century onwards arches were designed with trefoil or multiple foliations. Spandrels of the arches were decorated with medallions or bosses. The roof was a mix of the central dome and other smaller domes, *chattris* and tiny minarets. The central dome was topped with an inverted lotus flower motif and a metal or stone pinnacle.



*Dodo panel on the wall,
Agra*



Pietra dura work, Agra

MATERIALS FOR CONSTRUCTION

The walls in all buildings were extremely thick and were largely constructed of rubble masonry, which was easily available. These walls were then cased over with *chunam* or limestone plaster or dressed stone. An amazing range of stones were utilised for construction such as quartzite, sandstone, buff, marble, etc. Polychrome tiles were used to great advantage to finish the walls. From the beginning of the seventeenth century, bricks were also used for construction and these imparted greater flexibility to the structures. In this phase there was more reliance on local materials.

FORTS

Building monumental forts with embattlements was a regular feature in medieval times, often symbolising the seat of power of a king. When such a fort was captured by an attacking army the vanquished ruler either lost his complete power or his sovereignty. This was because he had to accept the suzerainty of the victorious king. Some examples of strong, complex edifices which still exercise the imagination of the visitor are the forts of Chittor, Gwalior, Daulatabad, earlier known as Devgiri and Golconda.

Commanding heights were utilised to great advantage to construct forts. These heights gave a good perspective of the region, strategic advantage for security, unfettered and unhindered space to make residential and official complexes while simultaneously creating a sense of awe in the people. Other complexities woven into such topography were concentric circles

*Aerial view,
Daulatabad Fort*





Gwalior Fort

of outer walls as in Golconda, so that the enemy had to breach these at all stages before getting in.

Daulatabad had several strategic devices to confound the enemy, such as staggered entrances so that gates could not be opened even with the help of elephants. It also had twin forts, one within the other but at a higher elevation and accessed by a complex defence design arrangement. One wrong turn in the labyrinth or complex pathway could lead to the enemy soldier going in circles or falling to his death several hundred feet below.

The Gwalior Fort was invincible because its steep height made it impossible to scale. It had had many habitations and usages. Babur, who did not find much merit in many things he saw in Hindustan, was said to have been overawed at the sight of the Gwalior Fort. Chittorgarh bears the distinction of being the largest fort in Asia and was occupied for the longest length of time as the seat of power. It has many types of buildings including *stambhas* or towers to signify victory and bravery. It was replete with numerous water bodies. Innumerable acts of heroism have been associated with the principal people in the fort, forming the substance of many a legend. An interesting aspect associated with forts is that within the palace complexes stylistic and decorative influences were absorbed most liberally.

MINARS

Another form of *stambha* or tower was the *minar*, a common feature in the sub-continent. Two most striking minars of medieval times are the Qutub Minar in Delhi and the Chand Minar at Daulatabad



*Chand Minar,
Daulatabad*

Fort. The everyday use of the *minar* was for the *azaan* or call to prayer. Its phenomenal height, however, symbolised the might and power of the ruler. The Qutub Minar also came to be associated with the much revered saint of Delhi, Khwaja Qutbuddin Bakhtiyar Kaki.

The Qutub Minar, built in the thirteenth century, is a 234-foot-high tapering tower divided into five storeys. The *minar* is a mix of polygonal and circular shapes. It is largely built of red and buff sandstone with some use of marble in the upper storeys. It is characterised by highly decorated balconies and bands of inscriptions intertwined with foliated designs.

Chand Minar, built in the fifteenth century, is a 210-foot-high tapering tower divided into four storeys. Painted peach now, its façade once boasted of chevron patterning on the encaustic tile work and bold bands of Quranic verses. Although it looked like an Iranian monument, it

was the combined handiwork of local architects with those from Delhi and Iran.

TOMBS

Monumental structures over graves of rulers and royalty was a popular feature of medieval India. Some well known examples of such tombs are those of Ghyasuddin Tughlaq, Humayun, Abdur Rahim Khan-i-Khanan, Akbar and Itmaduddaula. According to Anthony Welch, the idea behind the tomb was eternal paradise as a reward for the true believer on the Day of Judgement. This led to the paradisiacal imagery for tomb construction. Beginning



*Tomb of Itmaduddaula,
Agra*


with the introduction of Quranic verses on the walls, the tomb was subsequently placed within paradisiacal elements such as a garden or near a body of water or both, as is in the case of the Taj Mahal. Surely though, such vast expanses of structured and stylised spaces could not have been intended only to signify peace and happiness in the next world but to also showcase the majesty, grandeur and might of the person buried there.

SARAI

A hugely interesting feature of medieval India was the *sarais* which ringed cities and dotted the vast space of the Indian sub-continent. *Sarais* were largely built on a simple square or rectangular plan and were meant to provide temporary accommodation to Indian and foreign travellers, pilgrims, merchants, traders, etc. In effect, *sarais* were public domains which thronged with people of varied cultural backgrounds. This led to cross-cultural interaction, influences and syncretic tendencies in the cultural mores of the times and at the level of the people.

STRUCTURES FOR COMMON PEOPLE

One of the architectural features of medieval India was also a coming together of styles, techniques and decorations in public and private spaces of non-royal sections of the society. These included buildings for domestic usage, temples, mosques, *khanqahs* and *dargahs*, commemorative gateways, pavilions in buildings and gardens, *bazaars*, etc.



MANDU




The city of Mandu is located sixty miles from Indore, at an elevation of over 2000 feet and overlooks the Malwa Plateau to the north and the Narmada valley to the south. Mandu's natural defence encouraged consistent habitations by Parmara Rajputs, Afghans and Mughals. As the capital city of Ghauri Dynasty (1401–1561) founded by Hoshang Shah it acquired a lot of fame. Subsequently, Mandu was associated with the romance of Sultan Baz Bahadur and Rani Rupmati. The Mughals resorted to it for pleasure during the monsoon season.

Mandu is a typical representation of the medieval provincial style of art and architecture. It was a complex mix of official and residential-cum-pleasure palace, pavilions, mosques, artificial reservoirs, *baolis*, embattlements, etc. In spite of the size or monumentality, the structures were very close to nature, designed in the style of arched pavilions, light and airy, so that these buildings did not retain heat. Local stone and marble were used to great advantage. Mandu is a fine example of architectural adaptation to the environment.

The Royal Enclave located in the city comprised the most complete and romantic set of buildings, a cluster of palaces and attendant structures, official and residential, built around two artificial lakes. The Hindola Mahal looks like a railway viaduct bridge with its disproportionately large buttresses supporting the walls. This was the audience hall of the Sultan and also the place where he showed himself to his subjects. Batter was used very effectively to give an impression of swinging (*Hindola*) walls.

Jahaaz Mahal is an elegant two-storey 'ship-palace' between two reservoirs, with open pavilions, balconies overhanging the water and a terrace. Built by Sultan Ghiyasuddin Khilji it was possibly used as his harem and as the ultimate pleasure and recreational resort. It had a complex



Hoshang Shah's tomb



Hindola Mahal



Jahaaz Mahal, Mandu

arrangement of watercourses and a terrace swimming pool.

Rani Rupmati's double pavilion perched on the southern embattlements afforded a beautiful view of the Narmada valley. Baz Bahadur's palace had a wide courtyard ringed with halls and terraces.

A *madrassa* called Asharfi Mahal now lies in ruins. Hoshang Shah's tomb is a majestic structure with a beautiful dome, marble *jali* work, porticos, courts and towers. It is regarded as an example of the robustness of Afghan structures, but its lattice work, carved brackets and *toranas* lend it a softer hue.

The *Jama Masjid* of Mandu was built on a large scale to accommodate many worshippers for Friday prayers. It is entered through a monumental gateway, topped with a squat dome, beyond which lies an open courtyard flanked with columned cloisters on three sides, also topped with smaller domes. The building is faced with red sandstone. The *mimbar* in the *Qibla Liwan* is supported on carved brackets and the *mihrab* has a lotus bud fringe.

Pathan architecture of Mandu is regarded as too close to the structures of Imperial Delhi to make a bold statement of local traditions. Nevertheless, the so-called robust, austere Pathan architecture of Mandu with its surface embellishments of *jalis*, carved brackets, etc., and the lightness of the structures was an important intervention in the narrative of the Indo-Islamic architectural experience.

Jama Masjid, Mandu



TAJ MAHAL



From 1632 onwards it took nearly twenty years and 20,000 specialised workers to complete this monument.